

Funny Folk Drawings


To develop imagination and creativeness with a good dollop of simple fun, try this mix 'n' match drawing for two or more people.

Take a sheet of paper and fold it into three (lengthways). On the first folded area player one draws a head, face, neck and the beginnings of shoulders. The more detail that can be put into the drawing, the better. Try to include hair, a hat, a funny expression, a moustache, earrings... Try to develop a real character in the drawing. While player one is drawing it is important that the other player/s do not see what they have done. Hiding the drawing from view, player one then folds back their drawing and passes the sheet of paper onto player two. It helps if player one indicates at the top of player two's area where their drawing needs to begin (via a couple of small pencil marks). Player two (again hiding their drawing from the others) completes the second third of the body. They need to draw in the rest of the shoulders, the body itself and the arms. Add some quirky

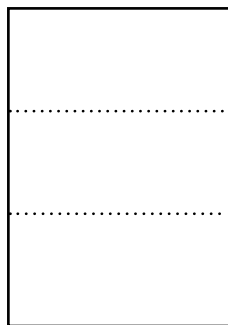
clothing, maybe put the arms in odd positions, then fold the drawing over again so that the second third is also hidden and pass on to the next player (or back to the first if there are only two).

The third drawer gets the job of drawing in the legs and feet. The objective is to make these characters funny, so think about what sort of shoes the character might wear, what sort of clothes they have on their legs, what position their legs might be in. Again, it's important to keep the drawing hidden from the other players.

When all three parts are complete, players get to unfold the sheet of paper and look at their weird and wonderful funny folk. If you want to make the game more difficult, fold the paper into five and divide the character into head/shoulders and arms/body/legs/shoes and ankles. You'll be amazed at the funny drawings you can complete with a bit of teamwork and collaboration!



Take a single sheet of paper



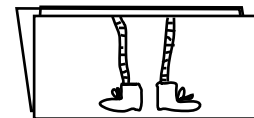
Fold it into three, lengthways




Player one draws in the head area



Player two draws in the body and arms



The next player draws in the legs and feet



Once the drawing is complete you're ready to reveal the finished character

Players take it in turns to start the drawing. As well as drawing funny people some other things to experiment with could be: animals, aliens, sea creatures, mythical magic folk, monsters, uniforms, period costume... AND, once the drawing is complete, you could even colour it in.